



# WEEKLY WEEDER

Feb. 22, 2024

1. Plant Sale Volunteers Needed
2. Last Workday before the Plant Sale on Feb. 24
3. New Sunshine T-shirts
4. Micah 6 Sign gets a Refresh
5. Gallon Pots Needed for Plant Sale
6. Photos: Sunshine Flowers in Bloom
7. Plant Sale Special Section
8. Garden Education by Ila Falvey
9. Sunshine Notes from Marsha Riti



## Plant Sale Volunteers Needed

### Plant Sale Volunteer Hours Starting . . . NOW.

We have MANY tasks that still need volunteers! We particularly need a couple of early birds to be **Gatekeepers** on the day of the sale (Saturday) and people willing to be **Compost Movers** or to be in the **Tomato Tent** for the 12:30-2:30 time slot on Saturday. Other roles are open and need good people, too.

**Please review your options on the signup here:**

<https://signup.com/client/invitation2/secure/61325824066/false#/invitation>

**PSSST: Volunteer hours to support the sale don't all have to be done on the day of the sale.** If you can't make it that day, you can still help the week before the sale with tasks like: unloading trucks, setting up tables, mowing . . . or help out on Sunday March 3 with the after sale.

**Don't forget that only volunteers for the Spring Plant Sale get to attend the pre-plant sale on Friday March 1, 5:00-6:30pm. So if you haven't already, please volunteer for the Spring Plant Sale!**

---

### Last Workday before the Spring Plant Sale on Feb. 24

The last workday for the spring plant sale will be Saturday Feb 24th from 10am-12pm, hosted by Cathy Camp. Tasks will include mowing, weeding, and other tasks to get the garden ready for the plant sale.

---

### New Sunshine T-Shirts



*New Sunshine T-shirts that will be available at the plant sale, designed by Lauri Johnston.*

Check out these new cool tees designed by illustrator [Lauri Johnston!](#)

Adult shirts: \$25

Kid's shirts: \$20

These t-shirts will be for sale during the Spring Plant Sale.

---

**Micah 6 Sign gets a Refresh**





*Photo of Marsha and Maple with the newly painted Micah 6 garden sign.*

The Micah 6 sign got a refresh this weekend thanks to Marsha, Maple (Marsha's daughter), and Arran! Thank you to Jen for painting the sign in the first place!

---

### **Gallon Pots Needed for Plant Sale**

Susan Prosperie needs 1 gallon pots donated for repotting passalong plants for the Spring



Plant Sale. Please put the 1 gallon pots in the Garden Port (the building closest to Micah 6 garden.) Thank you!

---

**Photos: Sunshine Flowers in Bloom**



*Photo of Redbud blooms at Sunshine. Photo by Susan Van Hatisma.*



*Photo of a yellow bloom on a plant ready for the plant sale. Photo by Susan Van Hatisma.*

 **Special Plant Sale Section** 

*Check this space every week for important updates and calls for help as we work together to make the 2024 Plant Sale the best one yet!*

**Plant Sale Silent Auction Donations**



The plant sale is almost here which means we are looking for donations for our silent auction! If you or a business you know has a service, gift card or item to add to the silent auction to help us raise additional funds, please contact Shannon Cunningham at [sdlt96@gmail.com](mailto:sdlt96@gmail.com) with your donation! Thank you! Donations will be taken up until a few days before the plant sale.

---

### **Refreshments for the Plant Sale**

**Remember all the delicious food last year?**

**That's right! Non-stop food for the day of the sale for all of our volunteers!**

We are asking for your contributions to offer goodies to all the volunteers (YOU!!!) on the day of the plant sale! We will provide coffee and tea and all that jazz. I know you will amaze us with your generosity and inventiveness with your culinary masterpieces! If you bring breakfast or lunchtime items, just drop off in the trailer and we will take care of the rest!

Please review the available slots here:

<https://www.signupgenius.com/go/10C0C45ACAD2FA1FA7-sunshine>

Don't feel limited by the suggestions if you have your own inventive ideas! Thank you so much to everyone for making this a wonderful event!!!

If you have any concerns or questions at all, please contact Anita Keese at [anodekraft1@msn.com](mailto:anodekraft1@msn.com) or 512-773-2178.

Please reach out and let Anita know how you can contribute.

---

### **Request for Boxes**

We need tons of boxes for the Spring Plant Sale! Our customers need a way to take home their plant babies, so donate boxes that would be appropriate for this task. Please place boxes neatly and nested inside other boxes (to take up as little room as possible) in the main room of the trailer on the east wall.

---

### **Request for Passalong Plants**

We need [passalong plants](#) for the Spring Plant Sale. Please contact Susan Prosperie for more details: [dzane@austin.rr.com](mailto:dzane@austin.rr.com)

---

## Promote the Upcoming Plant Sale

Help us promote the upcoming plant sale! Below are graphics you can post to social media and spread the word.





# ANNUAL PLANT SALE!

MARCH 2ND: 9AM-2PM

*A handcrafted selection of 104 tomatoes,  
70 peppers, 16 eggplants and 4 varieties of  
tomatillos with great taste and performance!*

We have *\*NEW\** tomato varieties  
that are heat and humidity tolerant.  
\$3 per 4"pot. We get most of our  
plants from Gabriel Valley Farms.



YOUR PURCHASES SUPPORT  
SCG'S OPERATION AND  
COMMUNITY OUTREACH!

#### FOLLOW US FOR MORE INFO



Sunshine Community Gardens



[sunshine\\_community\\_gardens\\_atx](#)

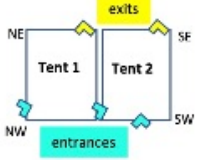
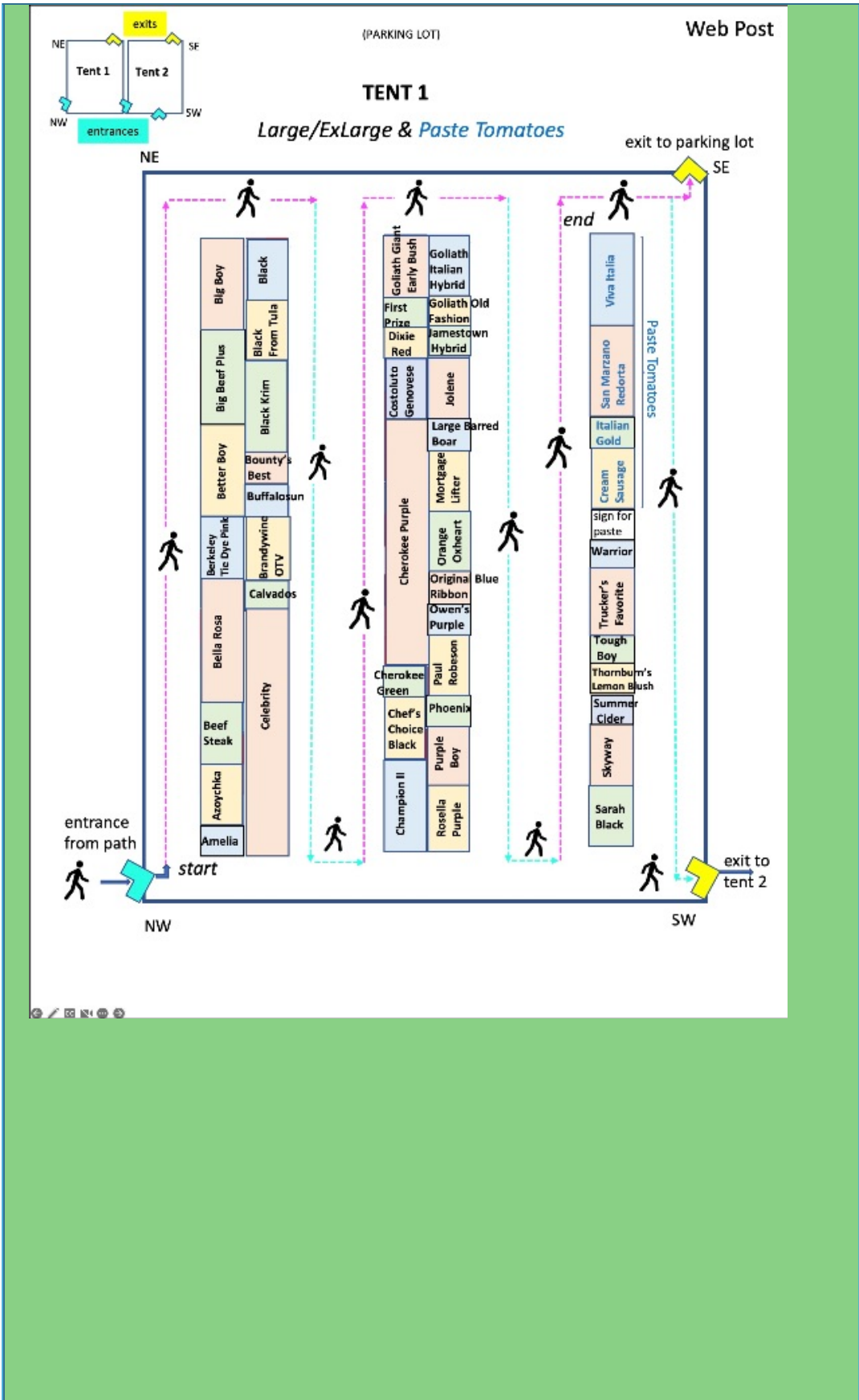
#### FULL PLANT LISTS:

[www.SunshineCommunityGardens.org](http://www.SunshineCommunityGardens.org)

*Graphics that describe plant sale offerings, the time of the plant sale, and more for social media promotion. Share widely!*

## Plant Lists and Maps

Plant lists are now available for all the vegetables for this year's plant sale. We also have maps of the Tomato Tents and Pepper Tent. Below are links to the lists for tomato, eggplant, tomatillo, and pepper varieties for this year and the maps. ***Herb lists will be available soon.***

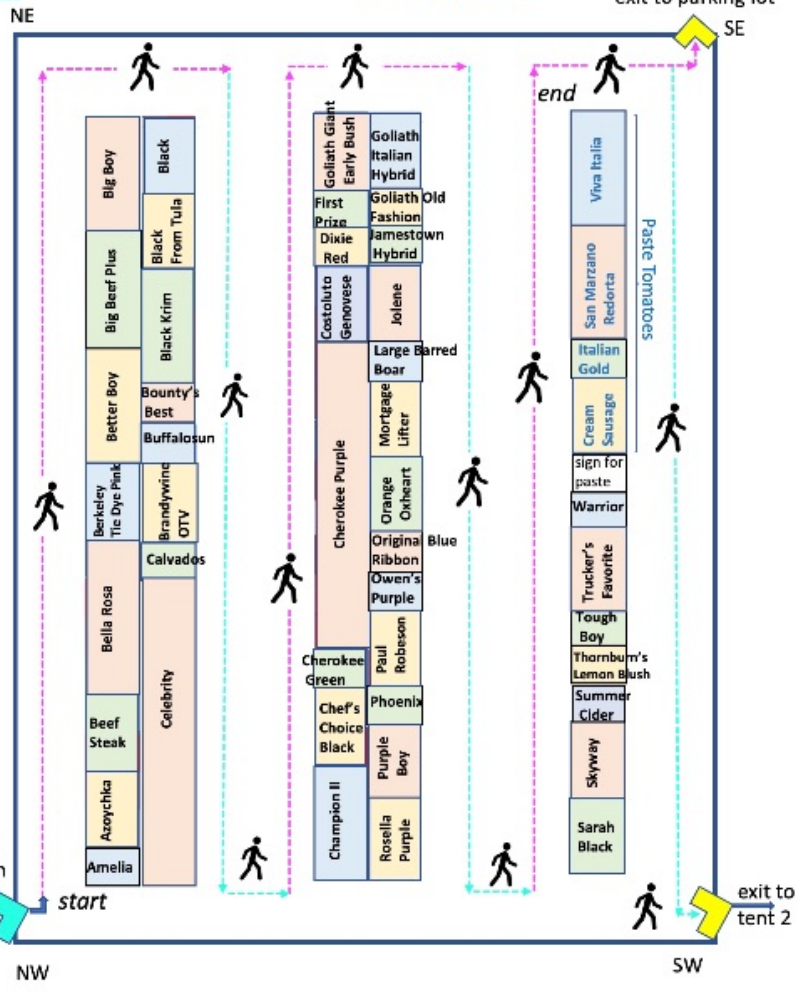


(PARKING LOT)

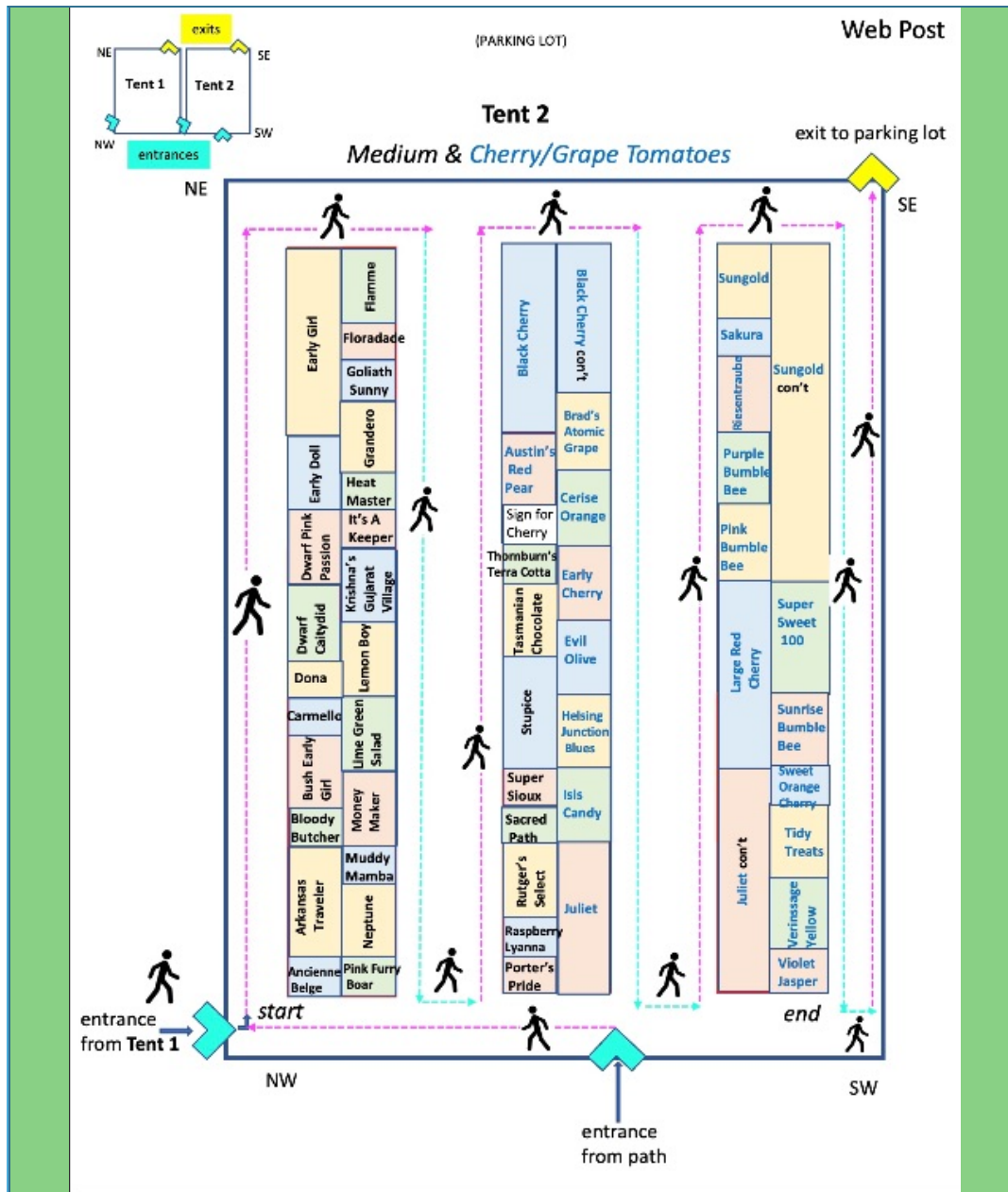
Web Post

### TENT 1

Large/ExLarge & Paste Tomatoes



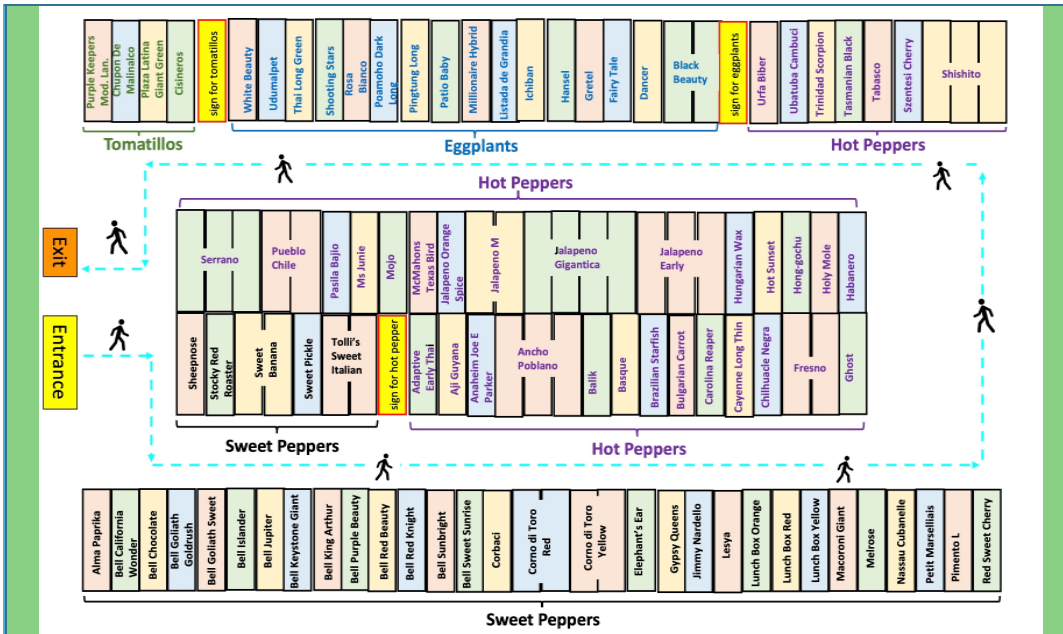




Maps of the 2024 layout of the two tomato tents, showing where each variety will be located.

**Tomato List:**

[https://sunshinecommunitygardens.org/plantsale/tomatoes\\_2024.pdf](https://sunshinecommunitygardens.org/plantsale/tomatoes_2024.pdf)



Map of the 2024 layout of the peppers, eggplant, and tomatillos, showing where each variety will be located.

### Eggplant-Tomatillo List:

[https://sunshinecommunitygardens.org/plantsale/eggplant\\_tomatillos\\_2024.pdf](https://sunshinecommunitygardens.org/plantsale/eggplant_tomatillos_2024.pdf)

### Pepper List:

[https://sunshinecommunitygardens.org/plantsale/peppers\\_2024.pdf](https://sunshinecommunitygardens.org/plantsale/peppers_2024.pdf)

## Plant Sale Vendor List

The following vendors will be at this year's plant sale:

NEO Nature and Eclectic Outdoors: <https://www.neoproject.org/>

Wow Texas Honey: <https://www.wowtexashoney.com/#/>

Yechuga Farms Pecans, Pecan Orchard and Commercial Kitchen: <https://yegua-creek-farms.myshopify.com/>

Citizens Climate Lobby: <https://citizensclimatelobby.org/>

Austin Public Library: <https://library.austintexas.gov/>

Flowers by Lionel: <https://flowersbylionel.wordpress.com/>

Lost Pines Yaupon Tea Co.: <https://lostpinesyaupontea.com/>

Hanna Kessler Ceramics Fire Horse Metal

Beadiful Jewelry: <https://www.beadifuljewelry.com/>

Kana Allcock Ceramics: <https://kanaallcock.com/>

Art by Camille Simone Lema: <https://www.instagram.com/camillesimonelema/hl=en>

PEAS: <https://www.peascommunity.org/>

Sunny and Shady Designs: <https://www.instagram.com/sunnyandshadydesigns/>



## Garden Education by Ila Falvey

### Favorite Tomatoes

#### **Cherokee Purple and Sungold Tomatoes**

I grew up in upper East Tennessee, just 10 minutes from the Virginia border and about a half hour from North Carolina. The Cherokee Purple tomato is a delicious heirloom tomato that is also from East Tennessee, rumored to have originated with the Cherokee people. The first time I grew one, it tasted like home. Cherokee Purples are big, meaty, savory-sweet slicers that turn a deep, dusky mauve with nearly black or dark brown tops when ripe. They probably produce better in the more moderate summer temperatures of the Appalachian Mountains than they do in Central Texas, but I always plant some, and perhaps the fact that they do not last very long in June's heat just makes the ones I harvest more special. They split easily, so do not over water them. Harvest them a little early so they can finish ripening indoors—the birds and bugs seem to think they are the best tomatoes in my plot, too, and will ignore the hybrids to peck and nibble at my beloved purple beauties as soon as they turn rosy. My spouse, who is not a gardener and does not know varietal names, simply calls the Cherokee Purples I bring home “the good ones.”

Sungolds are my favorite cherry tomatoes. In many ways they are the opposite of Cherokee Purples: Sungolds are hybrids that are incredibly well-suited to our hot Austin summers and are very productive. They often keep setting fruit all the way until August. But like Cherokee Purples, Sungold tomatoes have a big, sweet-and-tangy taste. I have grown many different types of cherry tomatoes over the years, but none have been as dependably scrumptious as these little balls of pure summer sunshine.

Both of these tomatoes are very popular with Sunshine gardeners, with good reason. I enjoy trying out new types of tomatoes, but I always make room for these two.

- Submitted by Maria Beach

#### **Chef's Choice Black**

Chef's Choice Black is a tomato that I have had success growing for the past several years. It is one of the varieties that will be available to buy at Sunshine's Plant Sale.

Read about it here:

<https://all-americanselections.org/product/tomato-chefs-choice-black/>

- Submitted by Ila Falvey

**Happy Gardening!**

---

---

## Garden Notes from Marsha Riti

*The lovely icons for this section were created by Marsha Riti*



### About Hoses

The garden replaces the water pipes and brass taps but not any splitters or hoses. Those are the responsibility of the gardeners, not SCG the governing body over the garden. See the [SCG Site Rules](#) page 19; "SCG maintains plumbing at the water stations, but the members must supply hoses. Be sure to keep hoses out of the paths to prevent tripping hazards. When hoses are not being used, they should be rolled in the plots or hung on the racks."

When purchasing new hoses and splitters, please, only buy hoses and splitters with brass fittings. If you use a hose or splitter with aluminum fittings it will fuse to our brass taps. Please read [this article](#) about brass and aluminum incompatibility. When attaching the hoses and splitters I recommend using a bit of [teflon tape](#) between all the threaded fittings for a leak-proof connection.



### Slack

Are you looking for a Sunshine Community Gardens social media space to chat with fellow gardeners? Look no further, we have Slack! If you would like to [be on our Slack account](#), please join! Only Sunshine Community Gardeners are allowed on our account, so I'll be checking new Slack members against our database. Just call me your friendly Slack Bouncer.



### Help Needed!!!

Our community garden needs help with:

- Volunteers for the Plot Helpers crew. This team of people help gardeners who are sick or are caretaking. The work is rewarding and fun! If interested please contact *both* Bill Gaventa: [bill.gaventa@gmail.com](mailto:bill.gaventa@gmail.com) and Bill Cason: [Wccason@gmail.com](mailto:Wccason@gmail.com)

Volunteering for these roles counts towards your SCG service hours in the [Green Binder](#).



### General Workday

The next workday will be Feb. 24 (10am-12pm). It will be focused on preparing for the Spring Plant Sale.



### Beautification Committee Workday

Need service hours? There is always a workday every Sunday (9-12pm) in the flower beds around the trailer. Hosted by Matthew Johnston.



### **OMG, Cars, slow down!**

Please drive slowly (3 MPH) in the garden. There are cats, kids, and gardeners who use this space, and we need it to be safe for everyone.



### **Mowers and Weed Whackers**

Don't know how to use the gas or electric grass cutting equipment?

Please contact:

Steve Camp (electric mowers / weed wackers)

Ray Porter (gas mowers)



### **More grass than garden?**

Please clean up your plot. If you have health issues that are keeping you from working on your plot contact your Zone Coordinator or the Vice President for assistance. Also, if you'd like to fallow your plot for the rest of the summer, posted below is how to do that (taken from page 28 of the Handbook). Please make sure your Zone Coordinator or Vice President knows you are fallowing your plot.

#### **Fallow Season or Cover Crop**

Occasionally, members may choose to leave a plot fallow for a season. This is a good practice to provide the soil a break. Fallow plots should be cleared of plants and weeds, then covered completely with compost and then cardboard, a thick layer of leaves, or other material that allows water to permeate. Avoid using plastic as it creates a good environment for fire ants underneath, and water pools on top. An alternative to a fallow season is to plant a cover crop to serve as green manure; this can be turned under at the end of the season to condition the soil. Consult the literature or local garden center for details on this technique for soil improvement.

---

#### **Garden news, seasonal recipes, photos of Sunshine and other content**

**welcome!** Contact all three Co-Editors: Maria, Maggie, & Marianne to contribute the *Weekly Weeder*. Please submit items by or before 5 p.m. on Wednesdays to be included in the current week.

#### **Follow Sunshine Community Garden on Social Media!**

Get regular updates, photos, and gardening information by following SCG on Instagram, Facebook, and TikTok.

---





---

Copyright © 2024 Sunshine Community Gardens, All rights reserved.

Want to change how you receive these emails?

You can [update your preferences](#) or [unsubscribe from this list](#).

