



WEEKLY WEEDER

Feb. 29, 2024--Happy Leap Year!

1. The Plant Sale is Almost Here!
2. Photo: The Martins Are Back!
3. Micah 6 Announcements
4. Micah 6 February Totals
5. Photos: Poppies
6. Plant Sale Special Section
7. Garden Education by Ila Falvey
8. Sunshine Notes from Marsha Riti



The Plant Sale is Almost Here!

The big day is almost here! Just a few reminders:

There will be no parking inside the gates after noon on Friday and all day on Saturday. Park on the street, or on Saturday, in the state parking lot on the northwest side of the intersection of 49th and Sunshine Drive.

The Pre-plant sale for those who have volunteered to help with the Plant Sale is from Friday March 1, 5:00-6:30pm. So if you haven't already, please volunteer for the Spring Plant Sale!

Photo: The Martins Are Back!



The Purple Martins at Sunshine help keep down our summertime bug population. Photo by Susan Van Hatisma.

Two Announcements from the Micah 6 Team

First - There will be **no delivery to the food pantry this Saturday, March 2nd**, due to the Plant Sale. Save your donations for next week!

Second - The **Winter Sock Donation Drive has ended**. Thank you so much for your

donations. The clients at the Micah 6 Food Pantry were very appreciative. And special thanks to the Micah 6 delivery team -- Dana Kuykendall, Denise Ketcham, Su Vonteri, Melanie Williams, Linda Penninton -- who came up with the idea and delivered many sacks of clean, new socks.

February and 2024 Cumulative Donation Totals to Micah 6 Food Pantry

February / 2024 Cumulative Totals:

Sunshine Produce -- 44 lbs / 194 lbs

Dry Goods & Non-Sunshine Produce -- 58.5 lbs / 140.5 lbs

Produce donations from Sunshine gardens decreased in February, which is not a surprise considering the damage incurred to our gardens by the winter cold fronts. Most of our February donations were greens, which don't weigh very much, so close to 60 pounds of greens is actually pretty good. Also donations of purchased produce and dry goods continued to be strong. Thank you everyone!

Sock Donations:

The sock donations were not quantified, but over the past 3 months many, many sacks of new socks were donated by Sunshine gardeners and delivered to the food pantry. The winter sock drive is now over. Thank you to all of you who donated, your generosity was much appreciated by the Micah 6 Food Pantry clients!

Fresh Produce Donations:

Please consider donating excess harvest or purchased produce to the Micah 6 Food Pantry. Donations of fresh produce may be left in the cool room (south end of the trailer) or in the trailer refrigerator.

Dry Goods Donations:

Please consider donating non-perishable food items. Leave your donations in the cool room at the south end of the trailer.

Non-perishable donation suggestions:

Canned meats such as tuna and stew (pop-up tops preferred)

Canned vegetables and soup

Dry beans and rice

Healthy cereals

Peanut butter

Packaged milk and juice that requires no refrigeration

Delivery to the food bank is once a week at this time of year. -- Saturdays at 9am (except March 2nd, Sunshine Plant Sale date).

Thank you for your generosity! Austin is an expensive city to live in, especially for families with children. Your donations are appreciated and make a difference in peoples' lives.

Photos: Poppies



One of the first poppies to bloom at Sunshine this year, in Polly's plot.



Another one of the first poppies of 2024. Photos by Susan Van Hatisma.

🌱 Special Plant Sale Section 🌱

Check this space every week for important updates and calls for help as we work together to make the 2024 Plant Sale the best one yet!

Refreshments for the Plant Sale

Remember all the delicious food last year?

That's right! Non-stop food for the day of the sale for all of our volunteers!

We are asking for your contributions to offer goodies to all the volunteers (YOU!!!) on the day of the plant sale! We will provide coffee and tea and all that jazz. I know you will amaze us with your generosity and inventiveness with your culinary masterpieces! If you bring breakfast or lunchtime items, just drop off in the trailer and we will take care of the rest!

Please review the available slots here:

<https://www.signupgenius.com/go/10C0C45ACAD2FA1FA7-sunshine>

Don't feel limited by the suggestions if you have your own inventive ideas! Thank

you so much to everyone for making this a wonderful event!!!

If you have any concerns or questions at all, please contact Anita Keese at anodekraft1@msn.com or 512-773-2178.

Please reach out and let Anita know how you can contribute.

Request for Boxes

We need tons of boxes for the Spring Plant Sale! Our customers need a way to take home their plant babies, so donate boxes that would be appropriate for this task. Please place boxes neatly and nested inside other boxes (to take up as little room as possible) in the main room of the trailer on the east wall.

Promote the Upcoming Plant Sale

Help us promote the upcoming plant sale! Below are graphics you can post to social media and spread the word.



ANNUAL PLANT SALE!

MARCH 2ND: 9AM-2PM

A handcrafted selection of 104 tomatoes, 70 peppers, 16 eggplants and 4 varieties of tomatillos with great taste and performance!

We have **NEW** tomato varieties that are heat and humidity tolerant. \$3 per 4" pot. We get most of our plants from Gabriel Valley Farms.



YOUR PURCHASES SUPPORT
SCG'S OPERATION AND
COMMUNITY OUTREACH!

FOLLOW US FOR MORE INFO



Sunshine Community Gardens



[sunshine_community_gardens_atx](https://www.instagram.com/sunshine_community_gardens_atx)

FULL PLANT LISTS:

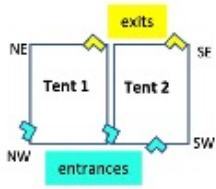
www.SunshineCommunityGardens.org

Graphics that describe plant sale offerings, the time of the plant sale, and more for social media promotion. Share widely!

Plant Lists and Maps

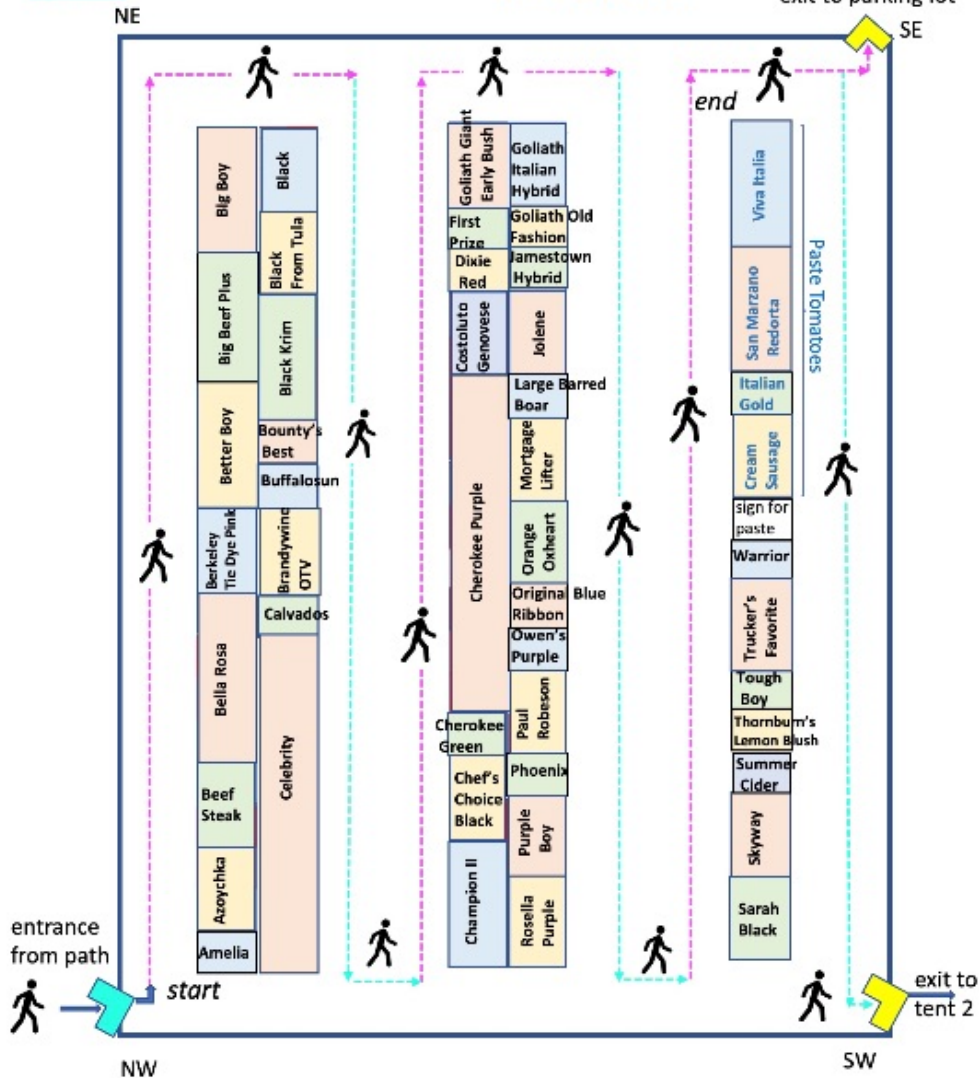
Plant lists are now available for all the vegetables for this year's plant sale. We also have maps of the Tomato Tents and Pepper Tent. Below are links to the lists for tomato, eggplant, tomatillo, and pepper varieties for this year and the maps.

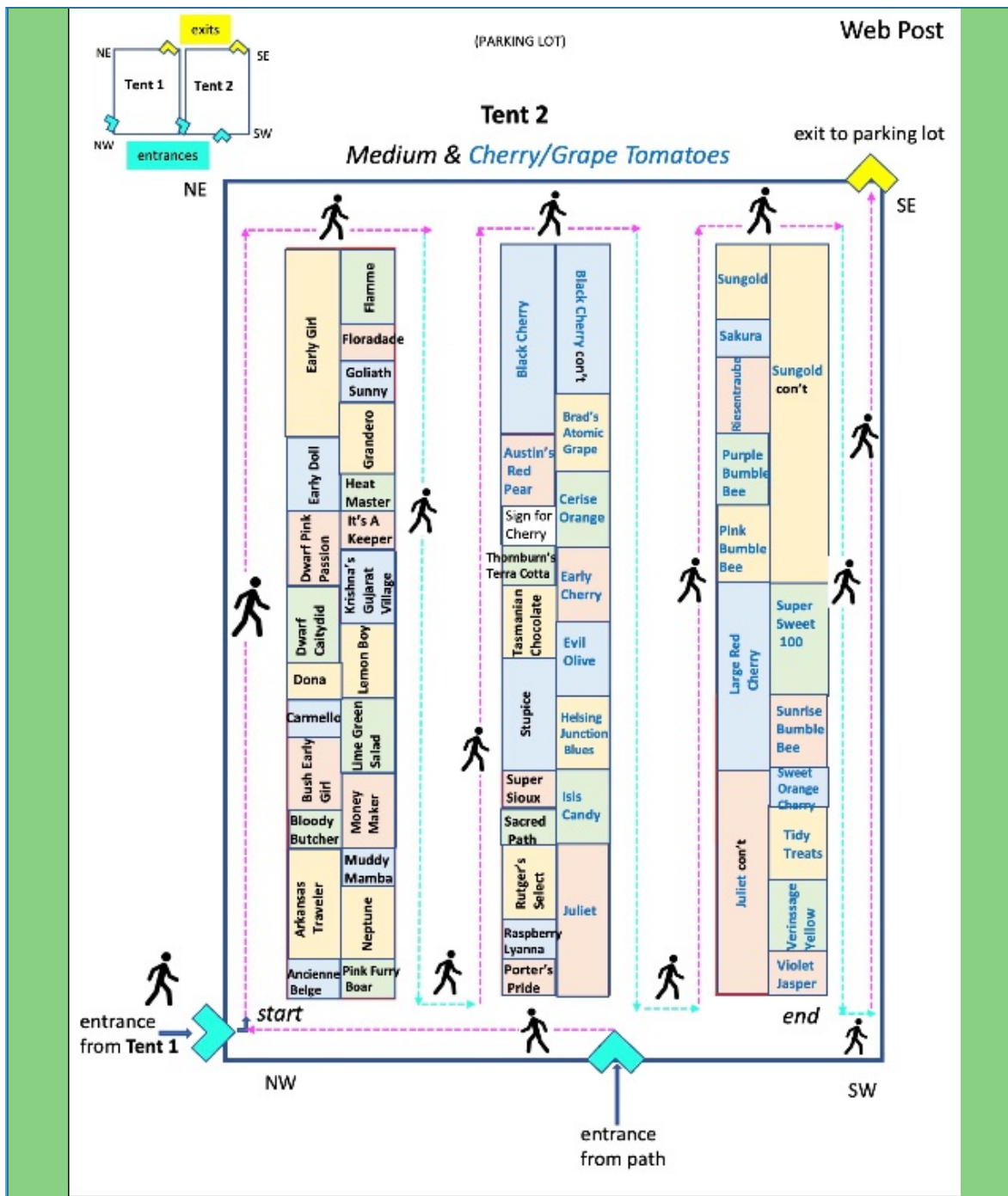
(PARKING LOT)



TENT 1

Large/ExLarge & Paste Tomatoes

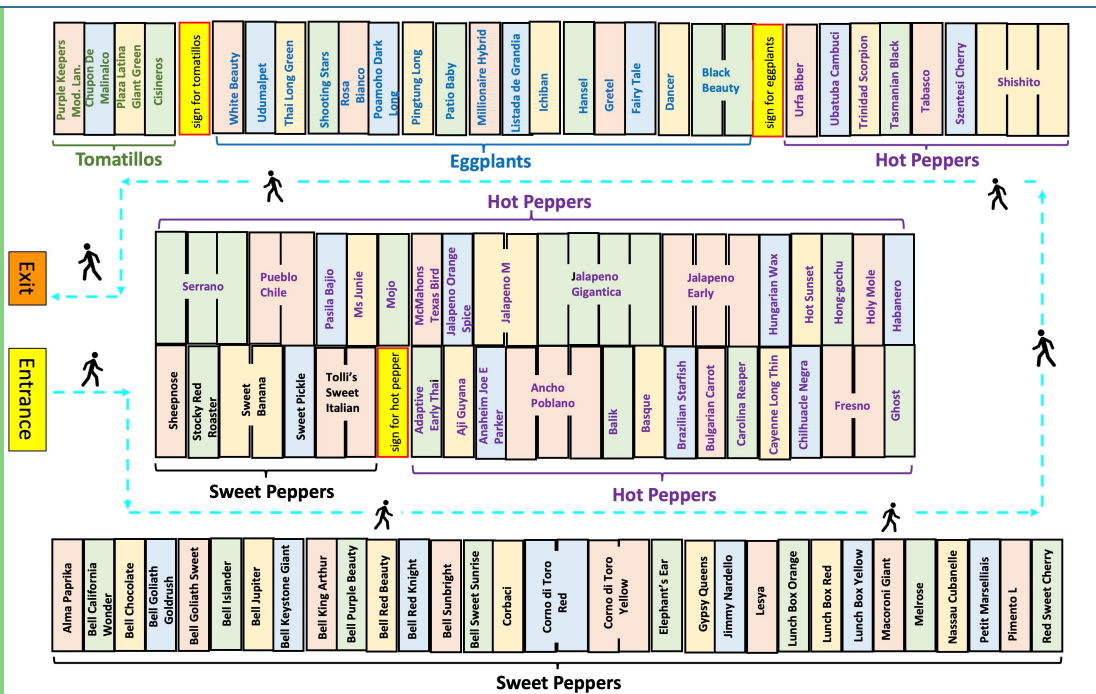




Maps of the 2024 layout of the two tomato tents, showing where each variety will be located.

Tomato List:

https://sunshinecommunitygardens.org/plantsale/tomatoes_2024.pdf



Map of the 2024 layout of the peppers, eggplant, and tomatillos, showing where each variety will be located.

Eggplant-Tomatillo List:

https://sunshinecommunitygardens.org/plantsale/eggplant_tomatillos_2024.pdf

Pepper List:

https://sunshinecommunitygardens.org/plantsale/peppers_2024.pdf

Plant Sale Vendor List

The following vendors will be at this year's plant sale:

NEO Nature and Eclectic Outdoors: <https://www.neoproject.org/>

Wow Texas Honey: <https://www.wowtexashoney.com/#/>

Yechuga Farms Pecans, Pecan Orchard and Commercial Kitchen: <https://yegua-creek-farms.myshopify.com/>

Citizens Climate Lobby: <https://citizensclimatelobby.org/>

Austin Public Library: <https://library.austintexas.gov/>

Flowers by Lionel: <https://flowersbylionel.wordpress.com/>

Lost Pines Yaupon Tea Co.: <https://lostpinesyauponte.com/>

Hanna Kessler Ceramics Fire Horse Metal

Beadiful Jewelry: <https://www.beadifuljewelry.com/>

Kana Allcock Ceramics: <https://kanaallcock.com/>

Art by Camille Simone Lema: <https://www.instagram.com/camillesimonelema/hl=en>

PEAS: <https://www.peascommunity.org/>

Sunny and Shady Designs: <https://www.instagram.com/sunnyandshadydesigns/>

Garden Education by Ila Falvey

Favorite Tomatoes

Brad's Atomic Grape Tomatoes:

This is one of my favorite tomatoes--tasty and beautiful.

Featured in this YouTube video:

<https://www.youtube.com/watch?v=b0UNMakAdpY>

-- Submitted by Ila Falvey

Happy Gardening!

Garden Notes from Marsha Riti

The lovely icons for this section were created by Marsha Riti



About Hoses

The garden replaces the water pipes and brass taps but not any splitters or hoses. Those are the responsibility of the gardeners, not SCG the governing body over the garden. See the [SCG Site Rules](#) page 19; "SCG maintains plumbing at the water stations, but the members must supply hoses. Be sure to keep hoses out of the paths to prevent tripping hazards. When hoses are not being used, they should be rolled in the plots or hung on the racks."

When purchasing new hoses and splitters, please, only buy hoses and splitters with brass fittings. If you use a hose or splitter with aluminum fittings it will fuse to our brass taps. Please read [this article](#) about brass and aluminum incompatibility. When attaching the hoses and splitters I recommend using a bit of [teflon tape](#) between all the threaded fittings for a leak-proof connection.



Slack

Are you looking for a Sunshine Community Gardens social media space to chat with fellow gardeners? Look no further, we have Slack! If you would like to [be on our Slack account](#), please join! Only Sunshine Community Gardeners are allowed on our account, so I'll be checking new Slack members against our database. Just call me your friendly Slack Bouncer.



Help Needed!!!

Our community garden needs help with:



- Volunteers for the Plot Helpers crew. This team of people help gardeners who are sick or are caretaking. The work is rewarding and fun! If interested please contact *both* Bill Gaventa: bill.gaventa@gmail.com and Bill Cason: Wccason@gmail.com

Volunteering for these roles counts towards your SCG service hours in the Green Binder.



General Workday

The next workday will be Feb. 24 (10am-12pm). It will be focused on preparing for the Spring Plant Sale.



Beautification Committee Workday

Need service hours? There is always a workday every Sunday (9-12pm) in the flower beds around the trailer. Hosted by Matthew Johnston.



OMG, Cars, slow down!

Please drive slowly (3 MPH) in the garden. There are cats, kids, and gardeners who use this space, and we need it to be safe for everyone.



Mowers and Weed Whackers

Don't know how to use the gas or electric grass cutting equipment?

Please contact:

Steve Camp (electric mowers / weed wackers)

Ray Porter (gas mowers)



More grass than garden?

Please clean up your plot. If you have health issues that are keeping you from working on your plot contact your Zone Coordinator or the Vice President for assistance. Also, if you'd like to fallow your plot for the rest of the summer, posted below is how to do that (taken from page 28 of the Handbook). Please make sure your Zone Coordinator or Vice President knows you are fallowing your plot.

Fallow Season or Cover Crop

Occasionally, members may choose to leave a plot fallow for a season. This is a good practice to provide the soil a break. Fallow plots should be cleared of plants and weeds, then covered completely with compost and then cardboard, a thick layer of leaves, or other material that allows water to permeate. Avoid using plastic as it creates a good environment for fire ants underneath, and water pools on top. An alternative to a fallow season is to plant a cover crop to serve as green manure; this can be turned under at the end of the season to condition the soil. Consult the literature or local garden center for details on this technique for soil improvement.

Garden news, seasonal recipes, photos of Sunshine and other content welcome! Contact all three Co-Editors: [Maria](#), [Maggie](#), & [Marianne](#) to contribute the *Weekly Weeder*. Please submit items by or before 5 p.m. on Wednesdays to be included in the current week.

Follow Sunshine Community Garden on Social Media!

Get regular updates, photos, and gardening information by following SCG on [Instagram](#), [Facebook](#), and [TikTok](#).



Copyright © 2024 Sunshine Community Gardens, All rights reserved.

Want to change how you receive these emails?
You can [update your preferences](#) or [unsubscribe from this list](#).

